

○ MUSICcityCOUNSELOR

Thank you for  
your purchase!



I so appreciate when you take the time to leave feedback on your purchases on my TpT store! It helps my small business grow and earns you credits towards future purchases!

★★★★★ Extremely satisfied

let's connect!



For helpful ideas and free resources, please check out my website!

○

[www.musiccitycounselor.com](http://www.musiccitycounselor.com)



# printable Directions:

## TO PREPARE:

All of the materials are available to you in full color and black/white. Please be sure to only print the pages that match your printing needs. I recommend printing all of the materials on cardstock and/or laminating them for durability and sturdiness. Please print the Feelings Valentines mats of your choice (3 girls and 3 boys are included), heart emojis, and scenario cards. Please cut out the heart emojis and scenario cards.

## TO PLAY:

Let's decorate Feelings Valentines! This game can be played with individual students, small groups, a large classroom (on a projector), or in centers (with students who can read the scenario cards themselves). To play, students take turns drawing a scenario card. The student reads the scenario card aloud (or the educator can read the card aloud for early readers). Then, the student decides how they would feel in that scenario and places the heart emoji(s) that represents their feelings on the blank valentine to "decorate it." If a student would experience more than one feeling in that scenario, they can place more than one heart emoji on the mat. The students and educator can talk through the scenario and feelings associated with it and relate the scenario back to the student's own life. If other students in the group would like to share how that scenario would make them feel they absolutely can, but please wait until after the child who drew the card is finished sharing. 30 scenario cards are included so you can play until the cards run out or as time allows. If playing with a large classroom of students, you can display the game on the projector or smart board and students can come up one by one to draw a card and place a heart emoji on the valentine. The rest of the class can "turn and talk" to the person next to them and share how they would feel in that scenario. If playing in centers, please explain the game to the students in advance and check in with them often to process their feelings and the scenarios.



# SAMPLE:

A hand is holding a pink heart-shaped card with a sad face. The card is part of a set of heart-shaped cards with various expressions (happy, surprised, angry, etc.). In the center, there is a card with a story: "Sam gave a valentine to Tia, but not to you." Below the text is an illustration of two children, a boy and a girl, holding hands. The background is a purple surface with various Valentine's Day-themed items, including a toy truck, a heart-shaped pillow, and a string of hearts.

**FULL  
COLOR**



# **Valentine's Day Feelings Poster**

# VALENTINE'S DAY FEELINGS



**Happy**




**Angry**




**Sad**




**Scared**



**Grumpy**




**Excited**



**Confused**



**Surprised**









**Proud**






# **Valentine's Day Emojis**

**(Please cut out!)**










# **Valentine's Day Mats**



**(3 choices included each  
for boys and girls.**

**Please choose the ones  
you like best and cut  
them out!)**
























# **Scenario Cards**

**(Please cut out!)**

Today is  
your  
class  
Valentine's  
Day party!

..



Sawyer gave you a  
compliment.

..



DeMario gave you a  
bouquet of flowers.

..




You tripped and  
dropped the treat  
for your class party.

..



Your  
teacher  
made a  
special  
valentine  
just for you.

..




George didn't invite  
you to his Valentine's  
Day party

..





Your dog ate  
your  
Valentine's  
Day  
candy.




Lauren said that she  
wouldn't be your  
valentine.



Keisha didn't like  
your valentine song.



Jessie gave  
you a box  
of  
chocolates  
for  
Valentine's  
Day.



Bruno laughed at  
your valentine gift.




You and your aunt are  
making some  
Valentine's Day crafts.





You got in trouble  
and have  
to miss  
your class  
Valentine's  
Day party.  
..



Sam gave a  
valentine to Tia, but  
not to you.  
..



You made a  
special  
valentine  
for your  
counselor.  
..



Your mom  
made  
cupcakes  
for your  
class  
party!  
..



You forgot your  
valentines for your  
classmates at home!  
..




You gave a  
special  
valentine to  
the new  
student in  
your class.  
..



Mom promised she would  
come to your class  
party, but didn't show up.



You  
made a  
special  
valentine  
for your  
teacher.



Your little sister ate  
all of your candy.



Kate scribbled  
all over your special  
valentine.



Today is  
your first  
day at a  
new school.  
No one  
made any  
valentines  
for you.




You brought  
a special  
Valentine's  
Day gift for  
your bus  
driver.





**You got sick on  
Valentine's Day.**



**You made  
decorations  
for your  
class  
Valentine's  
Day party.**



**You left your bag of  
valentines on the bus.**



**Helen tore up  
the  
valentine that  
you gave her  
and said that  
she isn't your  
friend  
: anymore.**



**You and  
your  
grandma  
are  
decorating  
Valentine's  
Day  
cupcakes  
: today!**



**You gave  
your aunt a  
beautiful  
rose for  
Valentine's  
Day.**






**BLACK**

**&**

**WHITE**

# **Valentine's Day Feelings Poster**


# VALENTINE'S DAY FEELINGS




**Happy**




**Angry**




**Sad**




**Scared**




**Grumpy**




**Excited**



**Confused**



**Surprised**




**Proud**





# Valentine's Day Mat




























# **Valentine's Day Emojis**

**(Please cut out!)**







# **Scenario Cards**

**(Please cut out!)**

**Today is  
your  
class  
Valentine's  
Day party!**

...



**Sawyer gave you a  
compliment.**

...



**DeMario gave you a  
bouquet of flowers.**

...




**You tripped and  
dropped the treat  
for your class party.**

...



**Your  
teacher  
made a  
special  
valentine  
just for you.**

...




**George didn't invite  
you to his Valentine's  
Day party.**

...



**Your dog ate  
your  
Valentine's  
Day  
candy.**




**Lauren said that she  
wouldn't be your  
valentine.**



**Keisha didn't like  
your valentine song.**




**Jessie gave  
you a box  
of  
chocolates  
for  
Valentine's  
Day.**



**Bruno laughed at  
your valentine gift.**



**You and your aunt are  
making some  
Valentine's Day crafts.**






**You got in trouble and have to miss your class Valentine's Day party.**  
..



**Sam gave a valentine to Tia, but not to you.**



**You made a special valentine for your counselor.**



**Your mom made cupcakes for your class party!**  
..



**You forgot your valentines for your classmates at home!**




**You gave a special valentine to the new student in your class.**



**Mom promised she would  
come to your class  
party, but didn't show up.**




**You  
made a  
special  
valentine  
for your  
teacher.**



**Your little brother  
ate all of your  
cupcakes.**



**Kate scribbled  
all over your special  
valentine.**



**Today is  
your first day  
at a new school.  
No one made  
any valentines  
for you.**



**You brought  
a special  
Valentine's  
Day gift for  
your bus  
driver.**



**You got sick on  
Valentine's Day.**



**You made  
decorations  
for your  
class  
Valentine's  
Day party.**



**You left your bag of  
valentines on the bus.**




**Helen tore up  
the  
valentine that  
you gave her  
and said that  
she isn't your  
friend  
: anymore.**



**You and  
your  
grandma  
are  
decorating  
Valentine's  
Day  
cupcakes  
: today!**



**You gave  
your aunt a  
beautiful  
rose for  
Valentine's  
Day.**





# TERMS OF USE:

## YOU MAY...

- Make copies for the purchaser's classroom AND share copies with other educators within their school building
- Reference (without distribution) this product in blog posts, seminars, professional development workshops, or other such venues provided there is both credit given to myself as the author and a link back to my TpT store included in the post/presentation

## YOU MAY NOT...

- Claim the work as your own, alter the files in any way, or remove/attempt to remove the copyright
- Share this product with educators outside of your school building
- Repackage, sell, or giveaway this product to others
- Offer to share this product anywhere on the internet as a download or copy



Please contact me any time at [laura@musiccitycounselor.com](mailto:laura@musiccitycounselor.com) with questions, suggestions, resource requests, or comments! I'd love to hear from you!

This resource was made possible by:

